





LED 350 ODSL

Omni-directional LED sector light

LED 350 ODSL is a unique precision LED sector light that can replace most traditional incandescent sector lights with coloured glass filters. The range of a single tier white is 8 nm ($T_c = 0.74$). Red and green tiers have a range of 6 nm.

- Can be supplied fully sectorized and verified at Sabik's in-house photometric range
- Can be supplied with up to 6 tiers, with custom specific colour configuration
- Small area of uncertainty between sectors, typically less than $0,5^\circ$
- Better balance between coloured and white intensities compared to incandescent lanterns
- Field adjustable sectors with modular sector panels of various widths
- Optional precision shield easy to move from one lantern to another
- Power consumption independent on sector width and numbers of sectors
- Integrated flasher with day light switch and a 16 ampere solar panel charger
- Integrated optical feedback of each LED as standard
- Patented and patents pending



Parabolic lens

The precision of the sectors is achieved with the unique design of the parabolic lens. The colour change is completed in a sector of less than $0,5^\circ$. Patents pending.




Level indicator

The lantern can easily be levelled in field using the integrated bubble level indicator on the top of the lantern.




Adjustable sector panels

Any sector definition can be created using various numbers of sector panels that are easy to install and can be adjusted in the field much easier than coloured glass filters.




Fixed sector panel

If the operator wants to eliminate the possibility to move sectors in field, a prefabricated single piece sector panel can be used.



Weather cover

When installed outdoors in a dusty environment, the weather cover is recommended for easy cleaning of the lantern. It will also prevent snow to accumulate in the sector openings and protect the sector configuration from unwanted mechanical abuse.



Installation

The bottom plate of the LED 350 supports installation on structure using 3 x M12 bolts or 4 x M12 bolts on a 200 mm radius. The mounting holes are galvanic isolated with plastic isolators. PTFE breathing vent for pressure release.



IR port and photocell

The combined infra red communication port and photocell is located on the base of the lantern.



Sabik Easy Programmer

User friendly and compact wireless two-way programmer.



PDA Programmer

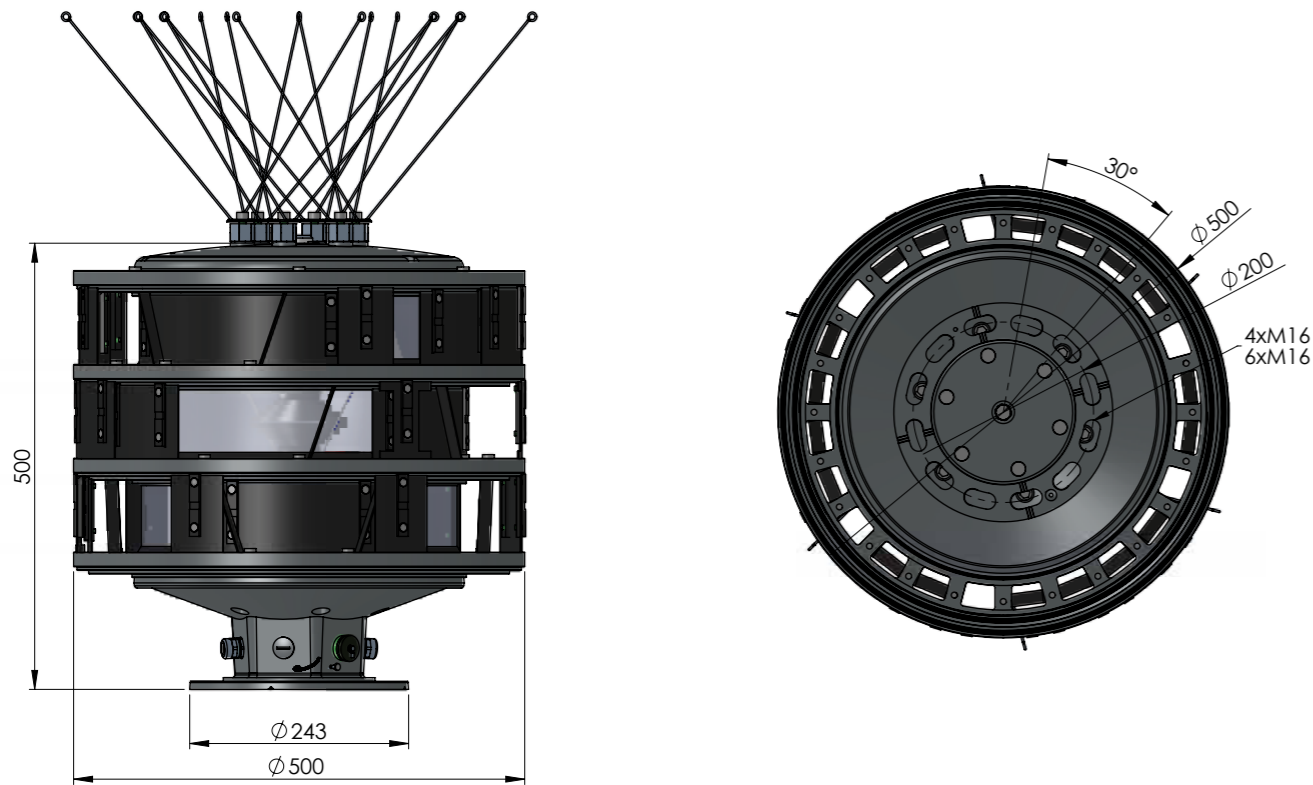
Wireless two-way communication using a Windows based PDA with infra red port. Flash code, range and photocell switch level etc. can be set. With the Programmer also the event log can be retrieved.



Grounding plug

The base plate has a grounding plug as standard to enable good protection against electromagnetic interference.

Technical Specification LED 350 ODSL



Optical performance

Maximum fixed luminous intensity per tier and colour			
Max power 10 W	500 cd	500 cd	1200 cd

Main Technical Specification

Lens visual/Mechanical diameter	350 mm (with weather cover 675mm)
Lens material	UV stabilized Polycarbonate
Light source	High Power Light Emitting Diodes (LEDs)
Vertical divergence	2° @ 50% of peak intensity (FWHM)
Unit lifetime	Up to 10 years
Weight	35 kg for a 3 tier unit
Temperature range	-40°...+60°C
Supply Voltage	9 – 30 VDC
Solar Panel Charger	16 ampere PWM charger
Power consumption	10 watts/tier (max 60 W for 6 tier unit)

Order Overview LED 350 ODSL

Option matrix

LightGuard GSM	Integrated GSM based monitoring with external GSM antenna
LightGuard GSM + GPS	Integrated GSM based monitoring with external antennas
GPS sync	Integrated GPS sync only unit with external GPS antenna

Product codes

LED 350 ODSL	LED 350 ODSL WEATHER COVER
980290	980295